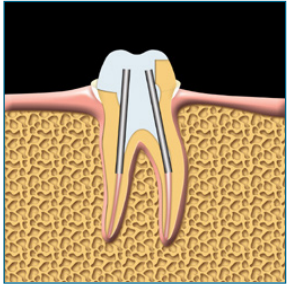
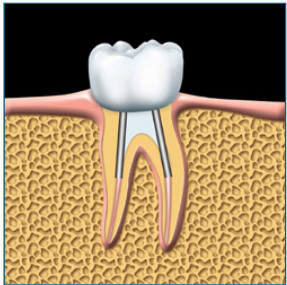


likely need a crown because chewing puts a great deal of force on back teeth. If there is not enough of the tooth left, posts may be used to help support the crown.



*The tooth is prepared for a crown. Posts are used to help support the crown.*



*The crown is cemented into place.*

### What else should I know?

- Root canal treatment may be done in 1 or 2 appointments.
- After root canal treatment, your tooth may be tender for the first week or two. Bad pain or swelling are NOT common. If this happens, call your dentist or endodontist.
- You can still get a cavity or gum disease after a root canal treatment. Root canal treatment does not protect your tooth from other types of damage.
- With proper care and regular dental visits, the tooth could last as long as your other teeth.

- Most of the time, a tooth that has had a root canal treatment can be saved. However, there are cases where everything possible has been done to save a tooth and still the tooth must be extracted (pulled).

### Root canal retreatment

Most root canal treatments are successful. But in some rare cases, a second root canal treatment is needed. This is called retreatment. When retreating a tooth, the root canal filling material is taken out, and the canal is re-cleaned, reshaped and refilled.

### Root canal surgery

Sometimes root canal surgery is needed when a regular root canal treatment cannot be done or when it has not worked. Surgery is done to:

- Check the end of the root for fractures (cracks).
- Remove parts of the root that could not be cleaned during regular root canal treatment.
- Clear up an infection that did not heal after regular treatment.

Source:

[https://www.cda-adc.ca/en/oral\\_health/procedures/root\\_canal/](https://www.cda-adc.ca/en/oral_health/procedures/root_canal/)

tuscany dental centre 

2078, 11300 Tuscany Blvd NW  
Calgary AB T3L 2V7

Ph 403-239-0010 Fax 403-239-0011  
Email [tusdent@telus.net](mailto:tusdent@telus.net)



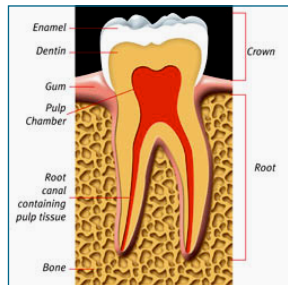
## ROOT CANAL TREATMENT

# ROOT CANAL TREATMENT

When the nerve of your tooth becomes infected, a successful root canal treatment lets you keep the tooth rather than having to pull it out. Keeping your tooth helps to prevent your other teeth from drifting out of line and causing jaw problems. Saving a natural tooth avoids having to replace it with an artificial tooth.

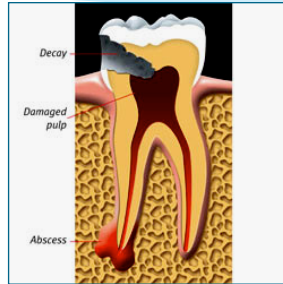
## What is root canal treatment?

Root canal treatment, also known as endodontic treatment, is the process of removing infected, injured or dead pulp from your tooth. The space inside the hard layers of each tooth is called the root canal system. This system is filled with soft dental pulp made up of nerves and blood vessels that help your tooth grow and develop.



*A healthy tooth.*

When bacteria (germs) enter your tooth through deep cavities, cracks or flawed fillings, your tooth can become abscessed. An abscessed tooth is a tooth with an infection in the pulp. If pulp becomes infected, it needs to be removed. An abscessed tooth may cause pain and/or swelling. Your dentist may notice the infection from a dental x-ray or from other changes with the tooth. If left untreated, an abscessed tooth can cause serious oral health problems.



*An abscessed tooth.*

## Who does this procedure?

Your dentist may do root canal treatment or refer you to an endodontist. An endodontist is a dentist who has completed a university post-graduate specialty program in endodontics. Endodontics is a specialty of dentistry concerned with the treatment of the dental pulp or nerve of the tooth.

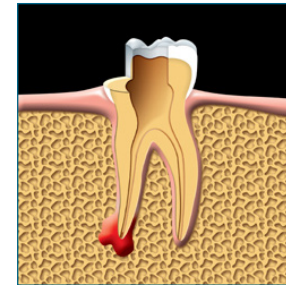
If your child's primary (baby) tooth is damaged, your dentist may refer you to a pediatric dentist for this procedure. A pediatric dentist has at least 2 years of extra university training in treating children.

## How is a root canal treatment done?

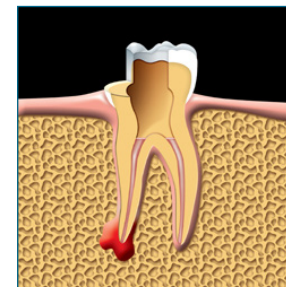
1. The dentist gives you a local anesthetic (freezing).
2. To protect your tooth from bacteria in your saliva during the treatment, the dentist places a rubber dam around the tooth being treated.
3. The dentist makes an opening in the tooth to reach the root canal system and the damaged pulp.
4. Using very fine dental instruments, the

dentist removes the pulp by cleaning and enlarging the root canal system.

5. After the canal has been cleaned, the dentist fills and seals the canal.
6. The opening of the tooth is then sealed with either a temporary or permanent filling.



*The damaged pulp is removed.*



*The root canals are filled and sealed.*

## Tooth restoration after root canal treatment

After a root canal treatment, your tooth has to be restored (fixed) to look, feel and work as much like a natural tooth as possible. If an endodontist performed your root canal treatment, he or she will fill the opening of the tooth with a temporary filling and send you back to your dentist for tooth restoration.

Your dentist may use a permanent filling or a crown to restore your tooth. The choice of restoration will depend on the strength of the part of the tooth that's left. A back tooth will